REV.	ECN.NO.	DATE
A	RELEASED	08/28/08
D	Modify Harpoon	03/21/13
E	Modify Notes	10/16/13

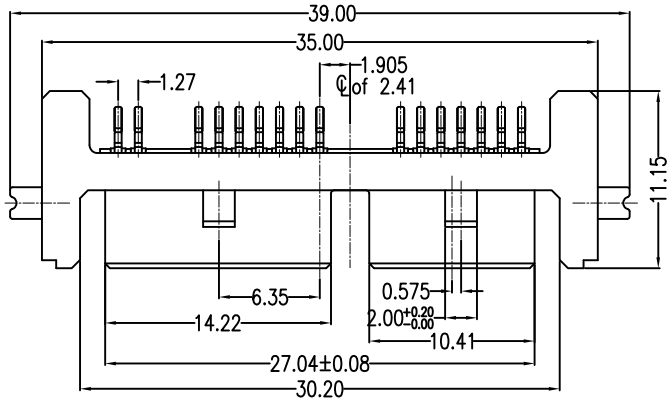

Pin No.	Signal Name
S1	GND
S2	RX+
S3	RX−
S4	GND
S5	TX−
S6	TX+
S7	GND

Pin No.	Power Line Designation
P1	+3.3V
P2	+3.3V
P3	GND
P4	GND
P5	+5.5V
P6	+5.5V
P7	DAS/DSS
P8	Optional
P9	Optional

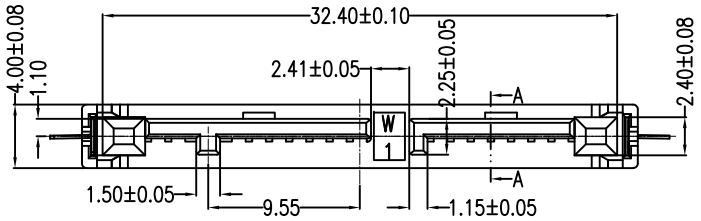

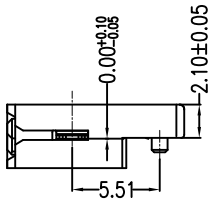

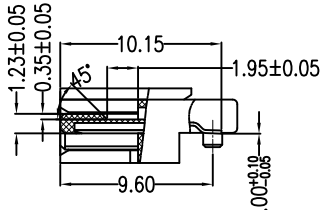

SECTION A-A

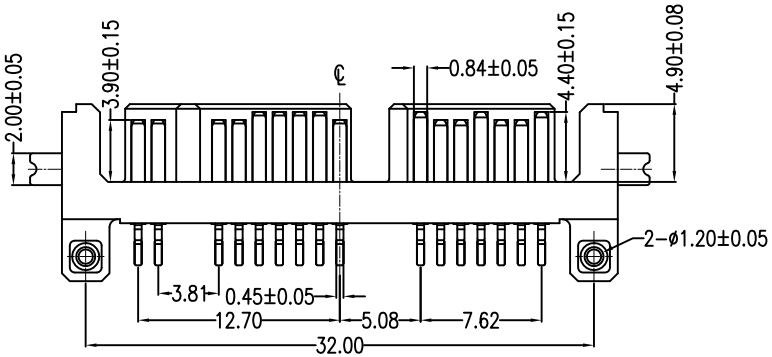

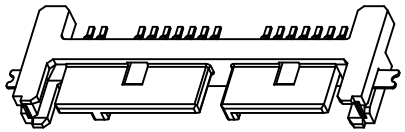

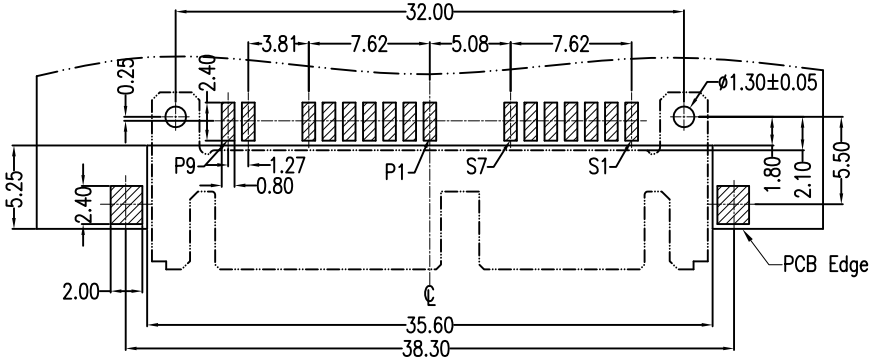

PCB LAYOUT(T=0.85)
COMPONENT SIDE

Notes:

*Material

Housing: LCP, UL 94V-0 rated, Color: Black;
Contact: Brass;
Plating: Au Plating On Contact Area;
Sn(100u" Min.) Plating On Solder Tail;
Ni(40u" Min.) Underplating Overall
Harpoon: Brass;
Plating: Sn(100u" Min) Plating Overall;
Ni(50u" Min.) Underplating Overall

*Mechanical

Insertion Force: 45N max.
Withdrawal Force: 10N min.
Durability: 500 cycles

*Electrical Specification

Current Rating: 1.5 Ampere per contact;
Contact Resistance: 30 mΩ max.
Insulation Resistance: 1000 MΩ min.
Dielectric Withstanding Voltage: 500 V AC.

*Environmental

Operating Temperature: −55°C to +85°C

*How to Order:

HSAT−M16−R5S−10

- R5S: Gold F:Flash;5:15u";3:30u"
- M16: NO. of Contacts
- HSAT: Series No.

Units	mm	Scale	1:1
Tolerance Unless Otherwise Specified			
.X	≀	±0.38	
.XX	≀	±0.25	
.XXX	≀	±0.20	
Angle	≀	± 3°	

Drawing By	May	Date 11/15−'13
Reviewed By	Sharon	Date 11/15−'13
Approval By	Jason	Date 11/15−'13

益富科技有限公司
TEL: 886-3-5511680 FAX: 886-3-5511605

Date	10/16/13	Title	Serial ATA 7+7+2P SMT Male
Sheet	1 of 1		
Third Angle Projection		Drawing No.	HSAT-M16-R5S-10 REV E